

PRODUCT DATASHEET

SF CIRCULAR 400 24 W 3000 K IP44 WT

SURFACE CIRCULAR 400 | Wall and ceiling luminaire with IP44



AREAS OF APPLICATION

- Corridors
- Stairways
- Bathrooms
- Foyers

PRODUCT BENEFITS

- High luminous efficacy
- Energy savings of up to 55 % compared to luminaires that use CFL
- Easy and quick installation
- Very homogenous light
- Clear cover protects the reflector against dust and contact
- 3 years guarantee

PRODUCT FEATURES

- Beam angle: 120°
- Type of protection: IP44
- Impact resistance: IK03
- Metal housing, PMMA cover
- Ambient temperature in operation: -20...+40 °C



TECHNICAL DATA

Electrical data

Nominal wattage	24.00 W
Operating mode	Electronic control gear (ECG)
Nominal voltage	220...240 V
Power factor λ	>0.5
Mains frequency	50/60 Hz

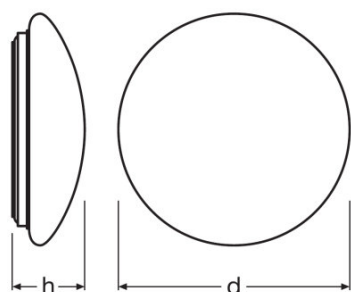
Photometrical data

Color temperature	3000 K
Luminous flux	1920 lm
Luminous efficacy	80 lm/W
Standard deviation of color matching	≤ 5 sdc _m
Light color (designation)	Warm White
Color rendering index Ra	>80

Light technical data

Beam angle	120 °
------------	-------

Dimensions & weight



Diameter	400.0 mm
Height	120.0 mm
Product weight	708.00 g

Colors & materials

Body material	Steel
Housing color	White
Product color	White
Cover material	Polymethylmethacrylate (PMMA)

Temperatures & operating conditions

Ambient temperature range	-20...40 °C
----------------------------------	-------------

Lifespan

Lifespan L70 at 25 °C	30000 h
Lifespan L80 at 25 °C	30000 h
Lifespan L90 at 25 °C	15000 h

Additional product data

Mounting type	Surface
Mounting location	Ceiling / Wall

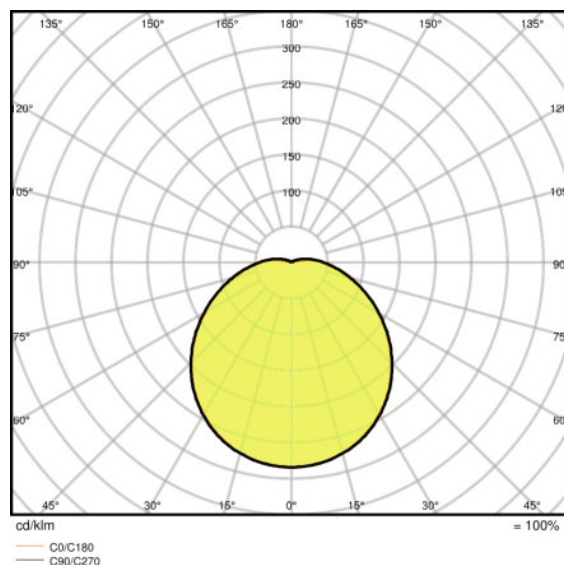

Capabilities

Dimmable	No
Type of connection	Screw terminal, 3-Pole
LED module replaceable	Not replaceable

Certificates & standards

Protection class IK (shock resistance)	IK03
Glow Wire Test according to IEC 695-2-1	650 °C
Photobiological safety group	RG 0
Protection class	I
Type of protection	IP44
Standards	CE/CB/TÜV SÜD/EAC/RoHS

Light Distribution



LDC typ cone

LDC typ polar

EQUIPMENT / ACCESSORIES

- Replacement cover optional available

LOGISTICAL DATA

Product code	Product description	Packaging unit (Pieces/Unit)	Dimensions (length x width x height)	Volume	Gross weight
4058075080058	SF CIRCULAR 400 24 W 3000 K IP44 WT	Shipping carton box 5	660 mm x 460 mm x 460 mm	139.66 dm ³	6060.00 g

The mentioned product code describes the smallest quantity unit which can be ordered. One shipping unit can contain one or more single products. When placing an order, for the quantity please enter single or multiples of a shipping unit.

REFERENCES / LINKS

For Guarantee see
 ▶ www.ledvance.com/guarantee

DISCLAIMER

Subject to change without notice. Errors and omission excepted. Always make sure to use the most recent release.