



RCBO compact 1 MW 1-pole+N 4.5 kA type AC 30 mA C16

Model	
product brand name	SENTRON
product designation	RCBO
design of the product	Instantaneous
General technical data	
number of poles	2
number of poles with protection	1
design of pole	1P+N
tripping characteristic class	C
mechanical service life (operating cycles) typical	10 000
overvoltage category	III
degree of pollution	2
Voltage	
type of voltage of the operating voltage	AC
insulation voltage (Ui) rated value	253 V
surge voltage resistance rated value	4 000 V
tripping fault current rated value	30 mA
operational current	
• at 30 °C rated value	16 A
• at 40 °C rated value	15.2 A
• at 45 °C rated value	14.72 A
• at 50 °C rated value	14.24 A
• at 55 °C rated value	13.76 A
• at 60 °C rated value	13.28 A
• at 65 °C rated value	12.8 A
• at 70 °C rated value	12.32 A
• at AC rated value	16 A
residual current type	AC
Supply voltage	
supply voltage	
• at AC rated value	230 V
• for testing equipment minimum	195 V
operating frequency	50 Hz
supply voltage frequency rated value	50 Hz
Protection class	
protection class IP	IP20, if the distribution board is installed, with connected conductors
Breaking Capacity	
short-circuit current breaking capacity (Icn) according to EN 61009-1 rated value	4.5 kA
switching capacity current	

<ul style="list-style-type: none"> • according to EN 60898 rated value 	4.5 kA
<ul style="list-style-type: none"> • according to IEC 60947-2 rated value 	5 kA
rated residual switching capacity (I _{Δm}) according to IEC 61009-1	4.5 kA
energy limitation class	3

Dissipation

power loss [W]	
<ul style="list-style-type: none"> • maximum 	3.4 W

Product details

product feature	
<ul style="list-style-type: none"> • halogen-free 	Yes
<ul style="list-style-type: none"> • silicon-free 	Yes

Connections

connectable conductor cross-section solid	
<ul style="list-style-type: none"> • minimum 	0.75 mm ²
<ul style="list-style-type: none"> • maximum 	16 mm ²
connectable conductor cross-section stranded	
<ul style="list-style-type: none"> • minimum 	0.75 mm ²
<ul style="list-style-type: none"> • maximum 	16 mm ²
connectable conductor cross-section finely stranded with core end processing	
<ul style="list-style-type: none"> • minimum 	0.75 mm ²
<ul style="list-style-type: none"> • maximum 	10 mm ²
tightening torque with screw-type terminals	
<ul style="list-style-type: none"> • minimum 	1.2 N·m
<ul style="list-style-type: none"> • maximum 	2 N·m
position of power supply cord	Either top or bottom

Mechanical Design

height	90 mm
width	18 mm
depth	77 mm
installation depth	70 mm
number of modular width units	1
mounting position	any
net weight	117 g
weight with packaging	133 g

Environmental conditions

influence of the surrounding temperature	Max. 95% humidity
ambient temperature during operation	
<ul style="list-style-type: none"> • minimum 	-25 °C
<ul style="list-style-type: none"> • maximum 	45 °C
ambient temperature during storage	
<ul style="list-style-type: none"> • minimum 	-40 °C
<ul style="list-style-type: none"> • maximum 	75 °C
number of test cycles for environmental testing according to IEC 60068-2-30	28

Approvals Certificates

General Product Approval



EG-Konf.

[Confirmation](#)



IMQ



VDE



Test Certificates	other	Dangerous Good
-------------------	-------	----------------

[Special Test Certificate](#)

[Miscellaneous](#)

[Miscellaneous](#)

[Confirmation](#)

[Miscellaneous](#)

[Transport Information](#)



Further information

Information on the packaging

<https://support.industry.siemens.com/cs/ww/en/view/109813875>

Information- and Downloadcenter (Catalogs, Brochures,...)

<http://www.siemens.com/lowvoltage/catalogs>

Industry Mall (Online ordering system)

<https://mall.industry.siemens.com/mall/en/en/Catalog/product?mifb=5SV1313-1KK16>

Service&Support (Manuals, Certificates, Characteristics, FAQs,...)

<https://support.industry.siemens.com/cs/ww/en/ps/5SV1313-1KK16>

Image database (product images, 2D dimension drawings, 3D models, device circuit diagrams, ...)

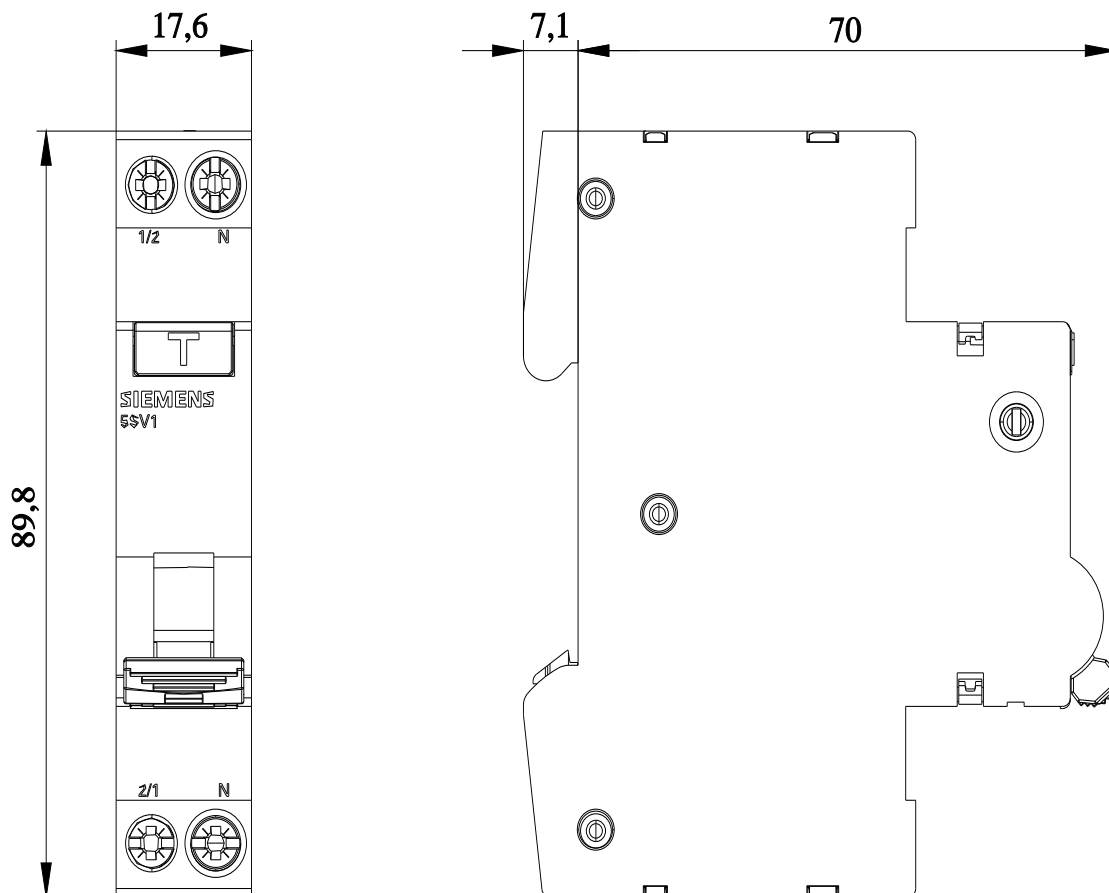
http://www.automation.siemens.com/bilddb/cax_en.aspx?mifb=5SV1313-1KK16

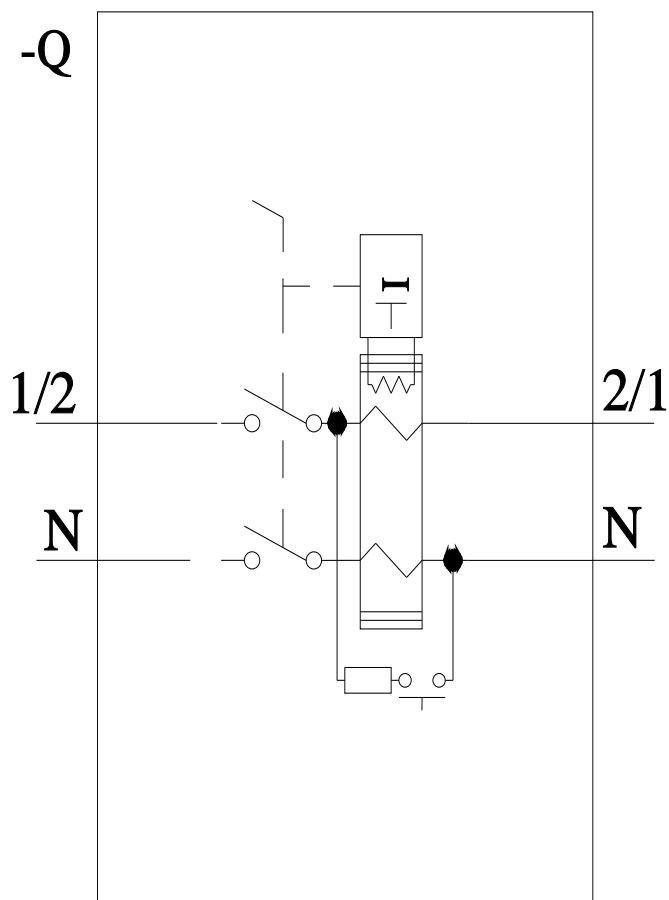
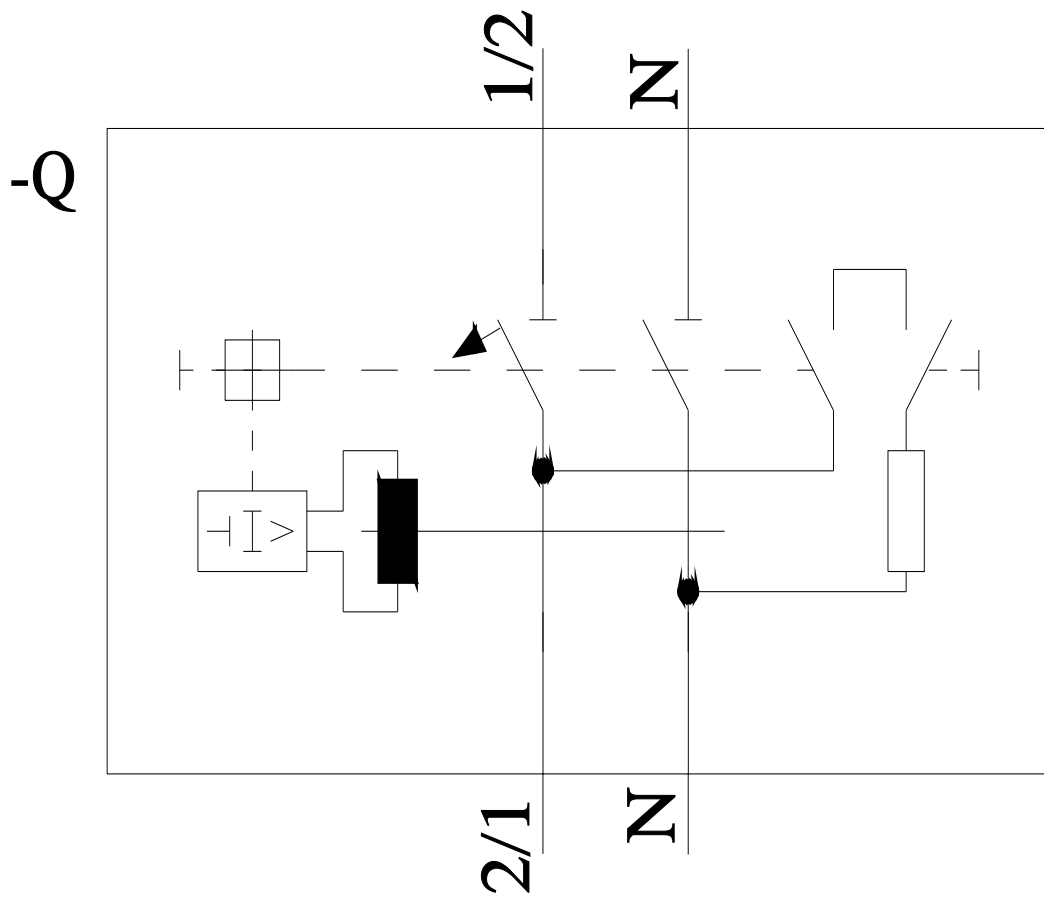
CAX-Online-Generator

<http://www.siemens.com/cax>

Tender specifications

<http://www.siemens.com/specifications>





last modified:

8/13/2023

